


# INDUSTRIAL HEAT TRACING SOLUTIONS



## HEAT TRACE CABLES & ACCESSORIES

### In-Stock and Ready to Ship!

Valin carries heat trace cables that are suitable for process maintenance and pipe and vessel freeze protection applications. With this wide variety of heat trace cables available we can design systems for the most demanding and complex applications while helping reduce costs, increase sustainability, and decrease risk.

### Valin's team can assist with...

- Measuring pipe run
- System design
- Start-ups and commissioning
- Isometric drawings
- Product selection and system design



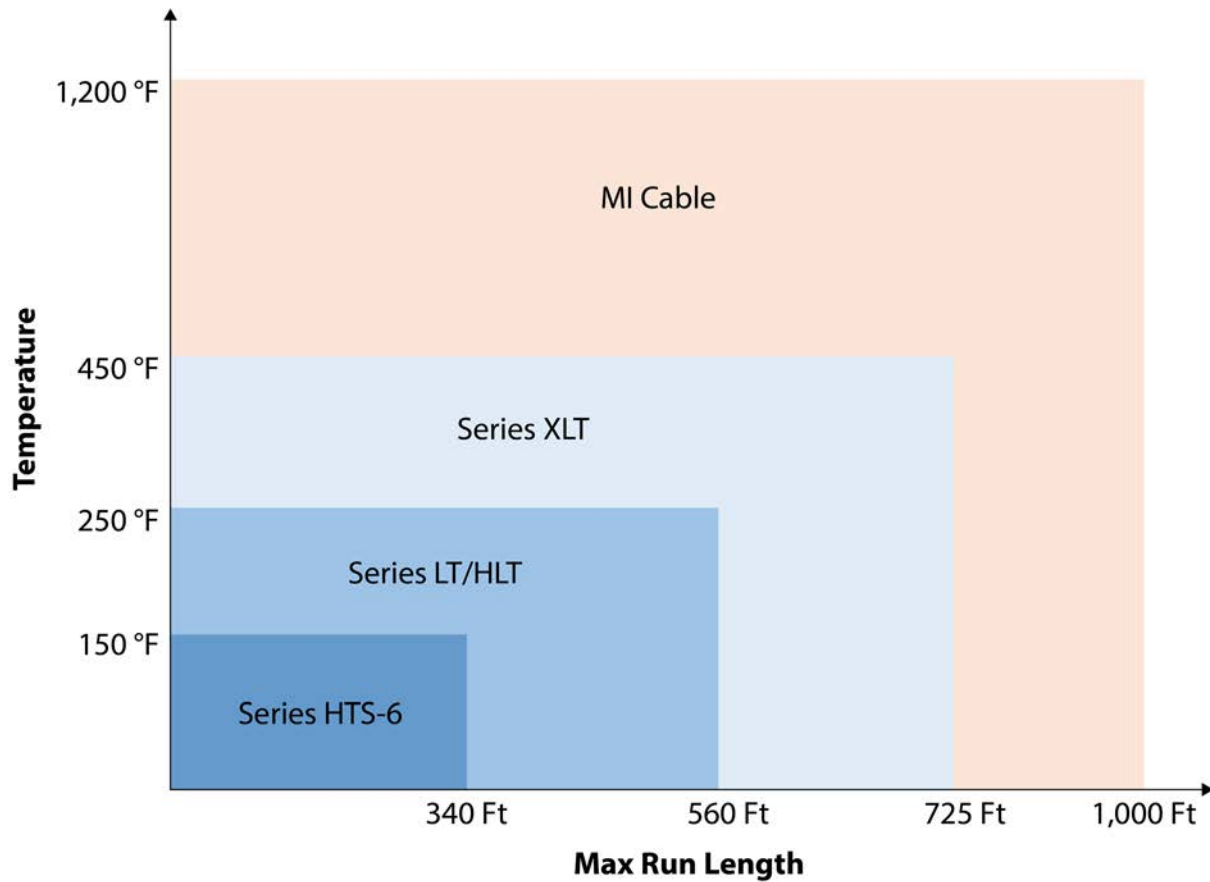
We have an incredibly knowledgeable team of customer service and application engineers just a phone call away to answer all of your questions.

### DID YOU KNOW?

- Valin has same day shipping
- Valin has miles of heat trace in stock on several wattage, voltage and coating combinations
- Valin heat trace cables come with an unrivalled 10-year manufacturer warranty

## CABLE SELECTION

Selecting the right cable is as much art as it is science. The chart below can help guide you through the selection of products to ensure that you choose the right cable for your application.



\* 240V, 50 amp breaker, 0F start up temperature

## PRODUCT SELECTION AND CONNECTIONS

### Self-Regulating Heat Trace

Self-regulating cable can be cut to length in the field and regulate heat output automatically in response to pipe temperature. The ability to easily wrap the cable around valves or flange pairs reduces installation time and lowers overall job cost. Valin's product lines and our knowledge optimize the system to maximize run lengths and ensure you have the smallest numbers of circuits possible.

\*Contact a Valin representative for information on Division I hazardous location systems

## HTS-6 SERIES Self-Regulating Heating Cable

The HTS-6 commercial grade heater cable is designed for use in both indoor and outdoor locations as well as for residential and commercial freeze protection on water pipes and drain pipes. In roof and gutter applications the HTS-6 provides a pathway for flowing water on the roof or in gutters and downspouts to safely distance itself from the building before the opportunity to re-freeze and cause damage.

**Output wattage:**  
3, 5, 6 w/ft @ 40°F

**Supply voltages:**  
HTS-6-1 R: 110 - 120 Vac  
HTS-6-2R: 120 or 208V - 277 Vac

**Continuous maintenance temperature:**  
150°F (65°C) max

**Intermittent exposure temperature:**  
185°F (85°C) max

**Braid resistance:**  
Tinned copper 0.003 Ω/ft

**CSA:**  
Ordinary locations  
Type 2E, 3A, 3B, 3C

**UL:**  
Roof and gutter de-icing systems



## LT SERIES Self-Regulating Heating Cable

The LT series of self-regulating heating cables are designed to supply a specified amount of heat at any point along their length in direct response to local temperature variations. These cables can maintain temperatures up to 150°F (65°C) and survive intermittent exposure up to 185°F (85°C) with power applied. LT cables can be cut to length and terminated in the field and will not overheat or burnout when overlapped.

**Output wattage:**  
3, 5, 8, 10 w/ft @ 50°F

**Supply voltages:**  
110 - 120 or 208V - 277Vac

**Continuous maintenance temperature:**  
150°F (65°C) max

**Intermittent exposure temperature:**  
185°F (85°C) max

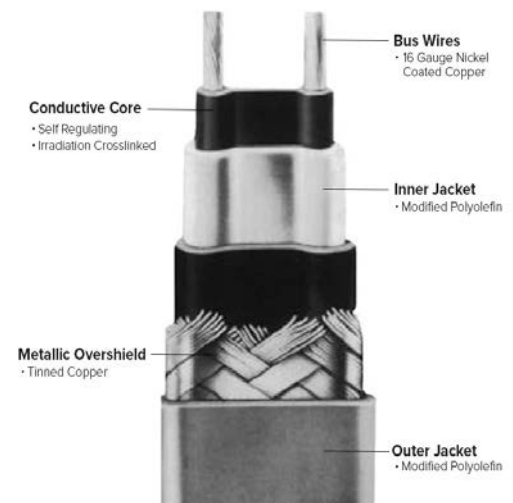
**T Rating:**  
T-6 (3, 5 w/ft), T-5 (8, 10 w/ft)

**UL:**  
Ordinary Locations  
Class I, div 2 groups A,B,C,D  
Class II, div. 2 groups F,G  
Class I, div i, groups B, C, D

**Factory Mutual:**  
Ordinary locations  
Hazardous locations

- Class I, Div 1 / 2, Groups A, B, C, D
- Class II, Div 2, Groups F, G
- Class III, Div 1 and 2

**CSA:**  
Ordinary locations





## HLT SERIES Self-Regulating Heating Cable

The HLT series of self-regulating heating cables are designed to supply a specified amount of heat at any point along their length in direct response to local temperature variations. These cables can maintain temperatures up to 250°F (120°C) and will stand 150 psig saturated steam purging and maximum temperature exposure to 420°F (215°C). HLT series cables can be cut to length and terminated in the field and will not overheat or burnout when overlapped.

**Output wattage:**

5, 10, 15, 20 w/ft @ 50°F

**Supply voltages:**

110 - 120 or 208V - 277Vac

**Continuous maintenance temperature:**

250°F (120°C) max

**Maximum exposure temperature:**

420°F (215°C)

**T Rating:**

T-3

**UL:**

Ordinary Locations  
Class I, div 2 groups A,B,C,D

**UL (Cont.):**

Class II, div. 2 groups F,G  
Class I, div i, groups B, C, D

**Factory Mutual:**

Ordinary locations  
Hazardous locations


- Class I, Div 1 / 2, Groups A, B, C, D
- Class II, Div 2, Groups F, G
- Class III, Div 2

**CSA:**

Ordinary locations STD-130-03-G,-W,-S

Hazardous locations

- Class I, Div 1 / 2, Groups A, B, C, D
- Class II, Div 1 / 2, Groups E, F, G
- Class III, Div 1 and 2



## XLT SERIES Self-Regulating Heating Cable

The XLT series of self-regulating heating cables are designed to supply a specified amount of heat at any point along their length in direct response to local temperature variations. These cables can maintain temperatures up to 375°F (190°C) and will withstand 190 psig saturated steam purging and intermittent temperature exposure to 300°F (148°C) with power applied. XLT series cables can be cut to length and terminated in the field, and will not overheat or burnout when overlapped.

**Output wattage:**

5, 10, 15, 20 w/ft @ 50°F  
(other wattages also available)

**Supply voltages:**

110 - 120 or 208V - 277Vac

**Continuous maintenance temperature:**

250°F (120°C) max

**Intermittent exposure temperature:**

420°F (215°C) max

**T Rating:**

T-3

**UL:**

Ordinary Locations  
Class I, div 2 groups A,B,C,D

**UL (Cont.):**

Class II, div. 2 groups F,G  
Class I, div i, groups B, C, D

**Factory Mutual:**

Ordinary locations  
Hazardous locations

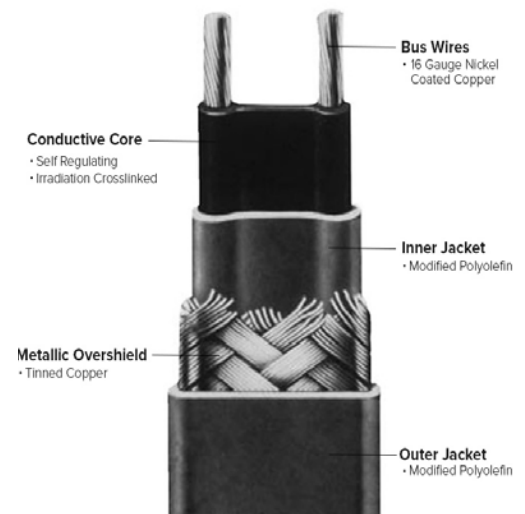
- Class I, Div 1, Groups A, B, C, D
- Class I, Div 2, Groups A, B, C, D
- Class II/III, Div 1, Groups E, F, G
- Class II/III, Div 2, Groups F, G
- Class I, Zone 1, Group IIB + H2,
- Class I, Zone 2, Group IIC

**CSA:**

Ordinary locations 3(A,B,C), 5(A,B)

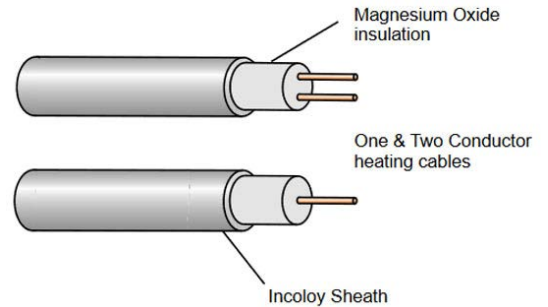
Hazardous locations

- Class I, Div 1\* / 2, Groups B, C, D
- Class I, Div 2, Groups B, C, D
- Class II, Div 2, Groups F, G



## MINERAL INSULATED CABLE

Mineral insulated cable is ideal for a wide range of industrial and commercial applications. It has resistive heating conductors embedded in Magnesium Oxide. The MgO allows heat to pass to the stainless steel alloy sheath while not allowing electricity to pass, thus the sheath is temperature hot but not electrically hot. The sheath is fully annealed and easily bent to fit along a pipe.



- Output Wattage 5-35 W/ft
- Supply Voltage 120V, 208V-277V, 480V
- Continuous Maintenance Temperature: 100 °F
- Intermittent Exposure Temperature: 1200 °F
- Commonly Used For: long runs and high temperature applications

## ACCESSORIES

Accessories are critical to the success of any heat trace system. Water ingress into a power box or end seal will quickly short out a heat trace run. And thermostats are an essential component of the thermal loop, saving money by powering off the cable when it's not necessary.



- Valin's combined power box and end seal kits
  - Simplifies bills of material and reduces cost
- End of run lights provide visual indication of voltage present at the end of run
- Thermostats are essential for reducing energy costs and efficient operation
- Full complement of straps and tapes available for securing the cable to the pipe

Part Number	Description (1)	Description (2)	2000	2300	2700	HTS-6
PCL-JB-ES-ST (3 or 12)	Power Box	Power Box, end seal and (2) clamps	-	X	X	X
SCL-JB-ST, (3 or 12)	Splice Kit	Splice kit and clamp	-	X	X	X
EOR- *voltage*, (3 or 12)	End of Run Light	End of run light and clamp	X	X	X	X
166013A11	Thermostat	Adjustable line sensing thermostat	X	X	X	X
166018911	Thermostat	Adjustable ambient sensing thermostat	X	X	X	X

## ENGINEERING

Valin has application engineers who can assist you with designing and optimizing your heat trace system. We also partner with local contractors, providing the full turnkey experience at the lowest cost.

- Isometric Drawings
- BIM model
- Fully engineered Bills of Material
- Take Offs
- Site Supervision and installation
- Start up and Commissioning
- Panel Troubleshooting and Programming

## ACCUTRACE Single & Dual Zone Heat Trace Control Panel

Valin's single and dual loop control panel incorporates the latest up-to-date technology and is packed with features designed to help optimize your heat trace system. The easy-to-use touchscreen and intrinsically safe internal components allow the panel to be used in hazardous locations (class I, division II, groups A, B, C, and D) while providing an easy to use interface.

The AccuTrace panel has advanced PID algorithms designed to maintain temperature in the most challenging applications. The panel has 40 amp Solid State Relay controls and a multitude of alarms, including hi temp, low temp, high current, low current, sensor failure and Ground Fault Equipment Protection, creating a package of unrivaled performance.

For extreme cold starts and long circuit lengths, the AccuTrace panel employs a soft start feature, modulating the inrush current. This reduces the number of connections (potential points of failure), which in turn lowers overall project costs.


Tired of endless menus and pushing frustrating buttons? The AccuTrace has a 7", full color, easy-to-navigate display with menus in plain English. It can be programmed in minutes, reducing project commissioning time and bringing the heat trace on line faster. Remain connected with protocols that include Ethernet, TCP/IP, Modbus, Bacnet, and webserver. We also offer 3 levels of password protection, to further ensure the highest security while allowing quick access in the field, as appropriate.

- 1 & 2 Circuit Models
- 40 Amps per Circuit
- SSR Control
- 100-227 VAC, 50/60 Hz
- Hazardous (Class I, Division 2) or Non Hazardous Areas
- Soft Start Feature
- Operating Temperature:
  - -4°F to 104°F
- Modbus & Optional Ethernet Communications\*
- 10" x 8" x 6" (26cm x 21cm x 15cm) NEMA 4X FG Wall Mount Enclosure
- High Resolution 5.7" Touchscreen
- Visual Indication for Power, Load & Alarm per Circuit
- PID, On/Off or Manual Control Modes
- One or 2nd Sensor Optional Inputs / Circuit – Min, Max & Averaging
- 2 Circuit Ambient Control from 1 RTD Sensor
- Full Monitoring & Alarms
  - High / Low Temperature & Current, GFEP & Sensor Failure
- Programmable Failure Mode On Sensor Failure
- Voltage Free Contact with Shared Common for Remote Alarm Notification
- Password Protected Security Levels
- UL/cUL - CE pending

# ACCUTRACE



## DIMENSIONS



## ACCUTRACE Multizone Zone Heat Trace Control Panel

Valin's AccuTrace control panel incorporates the latest technology and is packed with features designed to help optimize your heat trace system.

The AccuTrace panel utilizes PID algorithms designed to maintain temperature in the most challenging applications, for both ambient sensing and line sensing. The panel has 30-amp Solid State Relay controls and GFEP (30mA) trip protection. a multitude of alarms, including high temp, low temp, high current, low current, sensor failure and Ground Fault Equipment Protection, creating a package of unrivaled performance.

For extreme cold starts and long circuit lengths, the AccuTrace panel employs a soft start feature, reducing the inrush current. This helps mitigate potential high current alarms that are a known problem during startups.

The AccuTrace multiloop has a 10", full color, easy-to-navigate touch screen display. The control interface is intuitive and simple to program, allowing for fast, accurate setup and commissioning. We also offer 3 levels of password protection, to further ensure the highest security while allowing quick access in the field, as appropriate.

# ACCUTRACE



## FEATURES

### Input

- Sensor Type 3-wire RTD, 100  $\Omega$  PT, 0.00385  $\Omega/\Omega/^\circ\text{C}$ , 20  $\Omega$  balanced lead wire (-200 $^\circ\text{C}$  – 850 $^\circ\text{C}$ )

### Control Modes

- Auto PID
- On/Off-Control mode. Dead band, ( $^\circ\text{F}$ ) Range: +/- 100 $^\circ\text{F}$
- Manual-Range: 0 – 100%
- Soft Start

### Settings

- Alarm Types: Low & High Temperature, Low & High Current, High GFEP, Sensor Failure
- Alarm Access: Via Modbus. General Alarm contact option available.
- Output on Sensor Failure, Range: 0–100%, Auto Transfer to Manual Mode
- 3 Levels of password protected security

### Display, HMI, Indication

- 10" Full Color Resistive Touch Screen
- Resolution 800 x 480px
- Optional sunshade protection\*

### Alarms

- Temperature (PV) Range: 0 $^\circ\text{F}$  to 720 $^\circ\text{F}$  (-18 $^\circ\text{C}$  to 382 $^\circ\text{C}$ )
- Low Temperature Alarm, Range: 0 $^\circ\text{F}$  to 720 $^\circ\text{F}$ , Off (-18 $^\circ\text{C}$  to 382 $^\circ\text{C}$ , Off)
- High Temperature Alarm, Range: 0 $^\circ\text{F}$  to 720 $^\circ\text{F}$ , Off (-18 $^\circ\text{C}$  to 382 $^\circ\text{C}$ , Off)
- Low Current Alarm, Range: 1A – 30A, Off
- High Current Alarm, Range: 1A – 30A, Off
- GFEP, Range: 20mA – 80mA
- GFEP Alarm Condition, Alarm and Trip at GFEP Setpoint

### Output

- SSR Power Switching
- 4-48 circuits
- Up to 30 Amps per Circuit

### Communications

- Modbus TCP
- Other protocols available upon request (contact factory)

### Operating & Environmental

- Operating Temperature: -4 $^\circ\text{F}$  to 104 $^\circ\text{F}$
- Power Supply: Up to 480VAC, 50/60Hz
- Enclosure rating: UL type 3R, 4, 12 (4X optional)
- Approvals: UL508A for ordinary areas, UL/cUL NNNY Class I, Division II optional with purged pressurization system.





